


## КАНАЛЕТТО. Приложение №4 (продолжение 2)

### Методические рекомендации

4. построение и трансформация квадратов, путем раздвигания их и вставляя две новые детали. За основу берутся Схемы №№ 16–20:

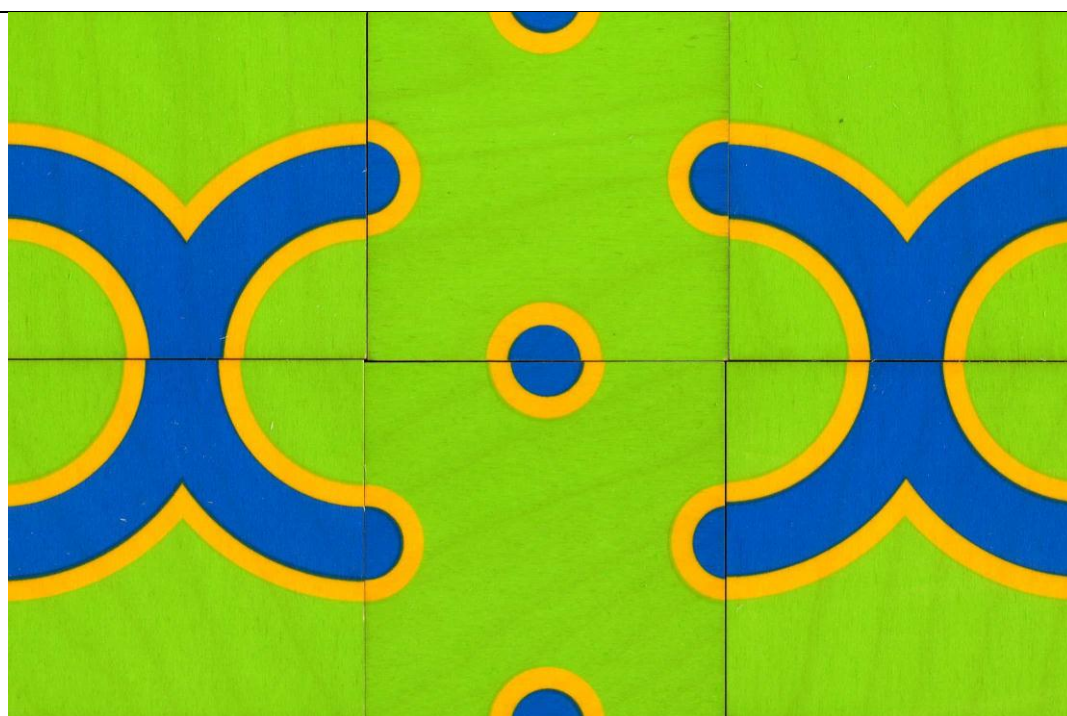
- основа - Схема № 19

# 19.




Схемы №№ 59-72


# 59.



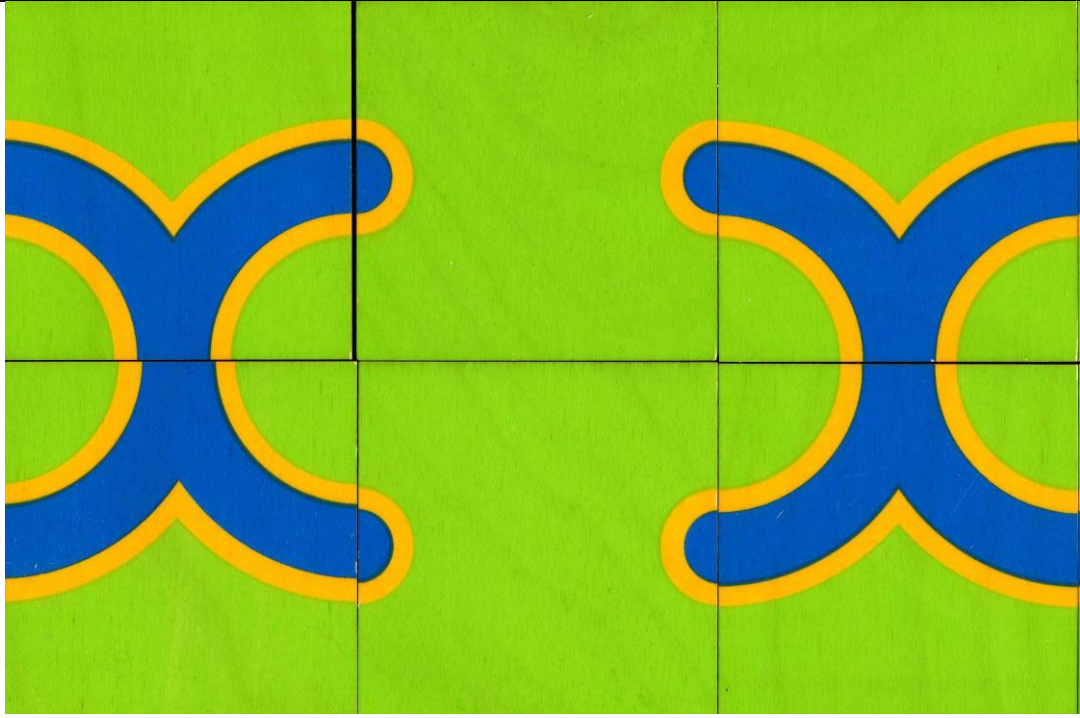
60.




61.




62.




63.




64.




65.




66.




67.




68.




69.




**70.**



**71.**




72.




- основа - Схема № 20

20.







73.




74.




**75.**




**76.**




**77.**




**78.**




**79.**




**80.**




81.



82.



83.



84.

