


КАНАЛЕТТО. Приложения №№1-3
Методические рекомендации


Приложение №1

1. построение полос. Схемы №№ 1-15

1.




2.




3.



4.



5.




6.




7.



8.




9.




10.




11.



12.




13.



14.




15.




Приложение №2

2. построение квадрата из 4 деталей. Схемы №№ 16-20


16.




17.




18.



19.



20.




Приложение №3


3. построение и трансформация квадрата путем поворота деталей, на основе квадратов.

- Основа – Схема № 17


17.




85.




86.




87.



88.




89.




- Основа – Схема №19


19.




90.



91.




92.




- Основа – Схема №18


18.




93.




94.



95.



96.



97.

