

Disney
Learning

The Alphabet
Grade
K

The Alphabet

INCLUDING
CHARACTERS
FROM YOUR
FAVORITE
Disney PIXAR
FILMS

- ★ Capital and Small Letters Aa-Zz
- ★ Large Lines for Printing
- ★ Parent Resources



Adventures In Learning

BENDON
Publishing International

The Alphabet

Table of Contents

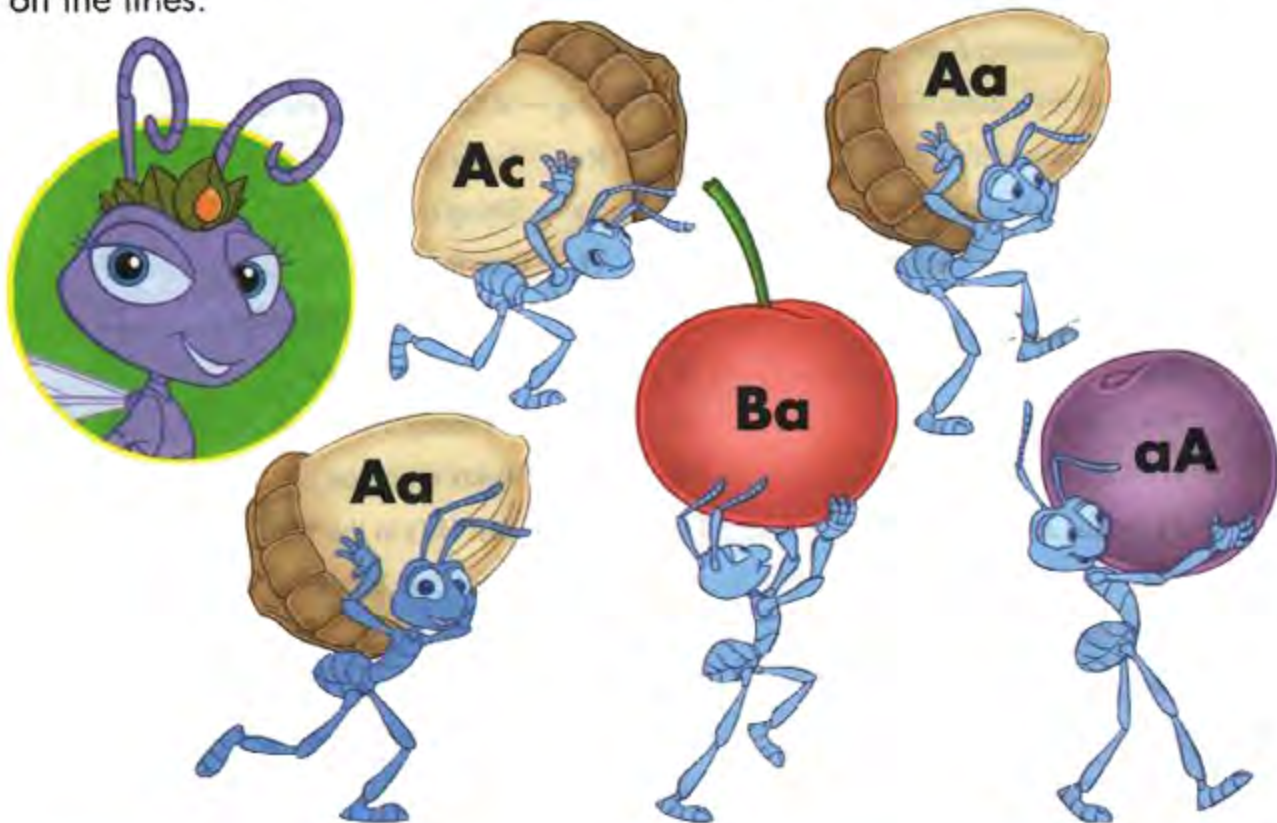
Aa — Amazing Ants	2	Pp — Playful Puppies	17
Bb — Baby's Butterflies	3	Qq — A Question for the Queen	18
Cc — Cinderella's Coach	4	Rr — Really Rosy	19
Dd — Dandy Dinosaur	5	Ss — Sitting by the Sea	20
Ee — Enormous Elephant	6	Tt — Time for Tea	21
Ff — Friendly Fish	7	Uu — Up Goes the Umbrella	22
Gg — Gorilla Games	8	Vv — A Very Fine Vine	23
Hh — Hungry Horse	9	Ww — Woody's Window	24
Ii — It's Icy	10	Xx — Relax on a Box	25
Jj — Just Jasmine	11	Yy — Yes! He's in the Yard	26
Kk — A Lion King	12	Zz — Zazu Can Zigzag	27
Ll — Lovely Leaves	13	Aladdin's ABCs	28, 29
Mm — Mini Monkey	14	Good Night ABCs	30, 31
Nn — Nibble on Nuts	15	Helping Your Child at Home	32
Oo — Open the Orange Paint	16		



Amazing Ants

Name _____

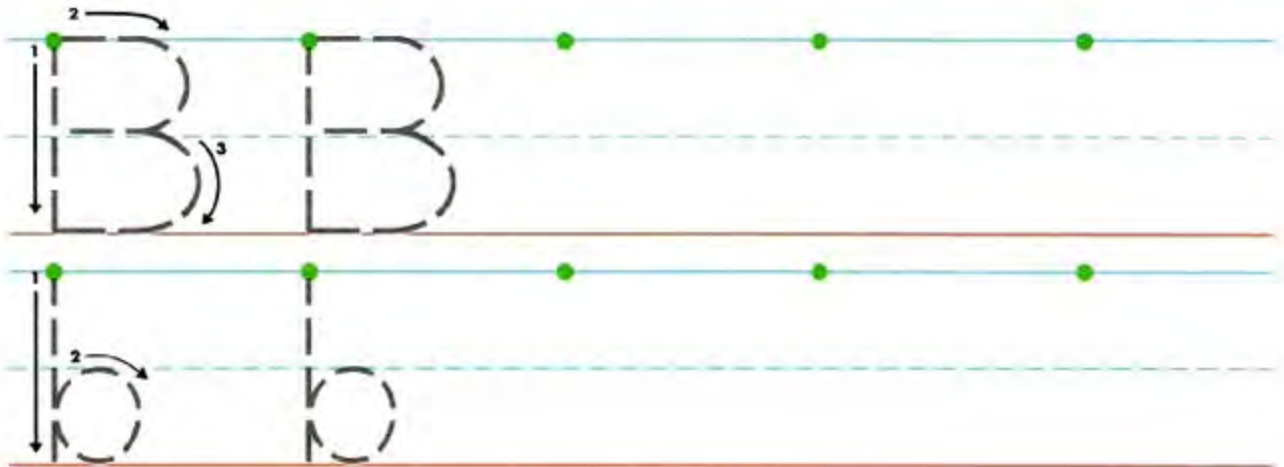

Atta watches the ants. Capital **A** and small **a** are partner letters. Circle each ant that has partner letters. Then trace and print the letters **A** and **a** on the lines.



Baby's Butterflies

Name _____

Baby Tarzan bats at the butterflies. Color each butterfly that has capital **B** or small **b** on it. Then trace and print the letters **B** and **b** on the lines.



Cinderella's Coach

Name _____

Cinderella waves from her coach. Find and circle each capital **C** and small **c** in the picture. Then trace and print the letters **C** and **c** on the lines.



Tracing practice lines for uppercase 'C' and lowercase 'c'. Each row contains two dashed letters for tracing, followed by three green dots for independent printing. The first row is for uppercase 'C' and the second row is for lowercase 'c'.

Dandy Dinosaur

Name _____

Help Rex figure out which of Andy's toys belong in the drawer. Draw a line from each picture that has a **D** or a **d** to the drawer. Then print the letters **D** and **d** on the lines.



d



D



c



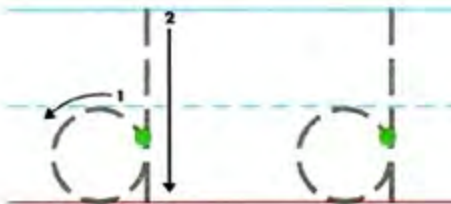
B



D



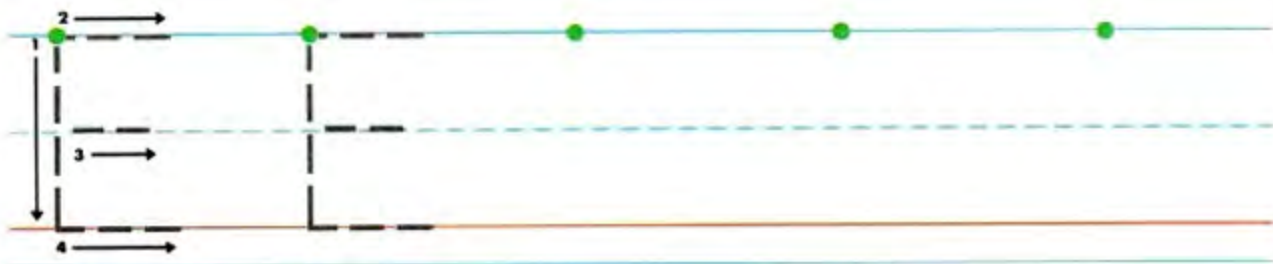
d



Enormous Elephant

Name _____

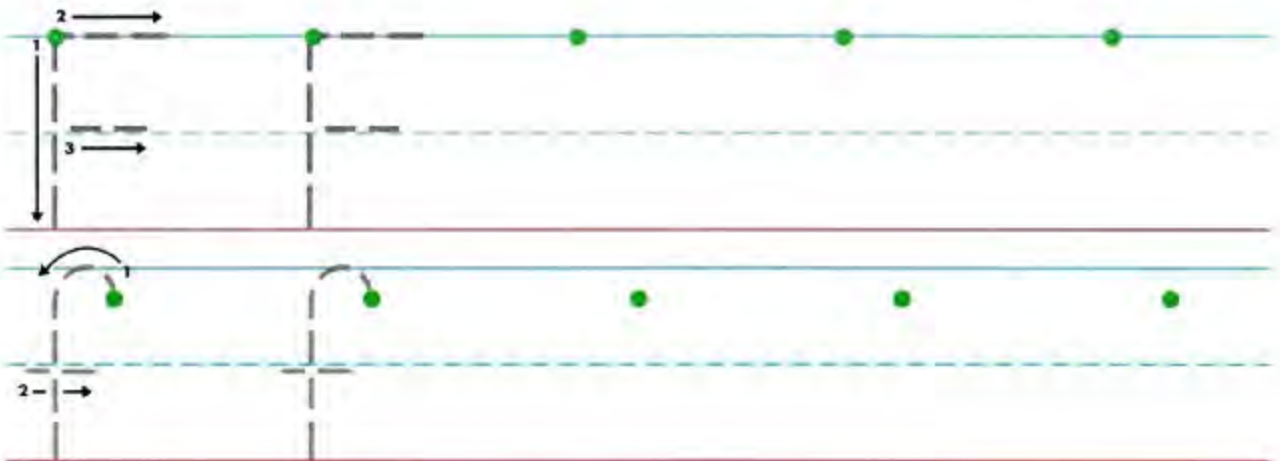


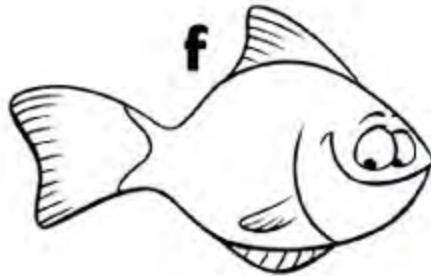

Tantor is a big, huge, enormous elephant. Color each footprint blue that has a capital **E** on it. Color each footprint brown that has a small **e** on it. Then trace and print the letters **E** and **e** on the lines.



Friendly Fish

Name _____

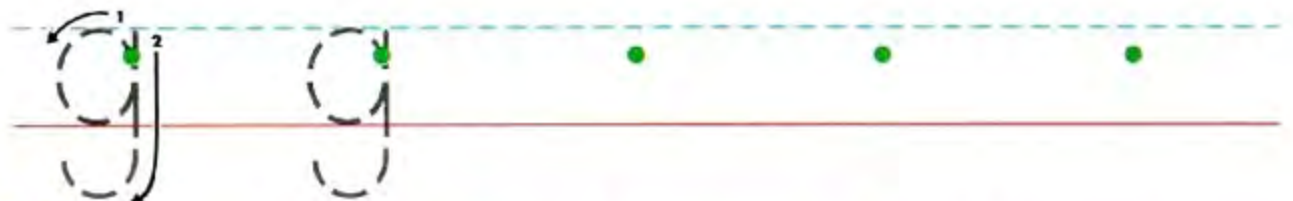
Ariel swims with some friendly fish. Color each fish that has an **F** or an **f** next to it. Then trace and print the letters **F** and **f** on the lines.



Gorilla Games

Name _____

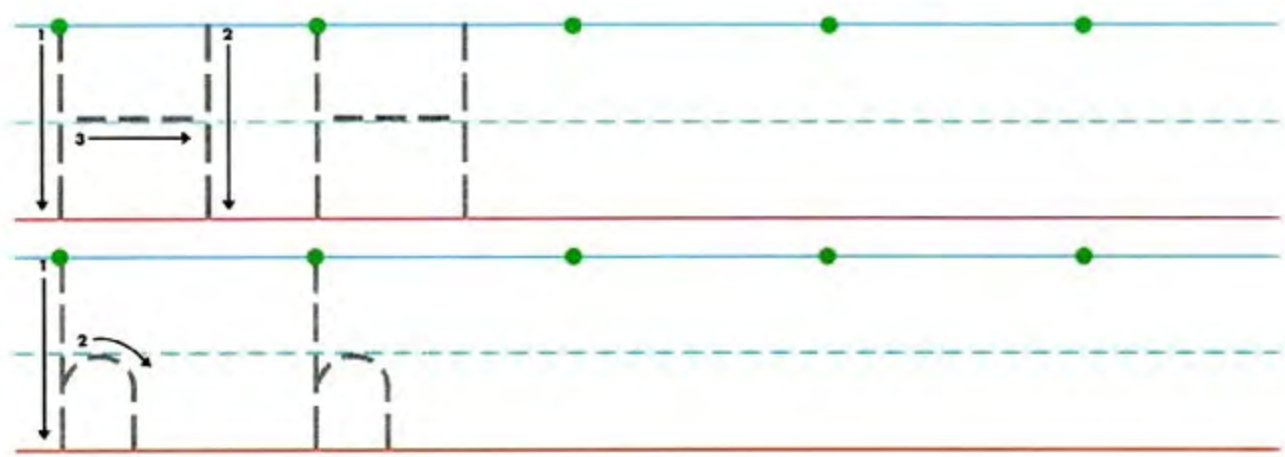
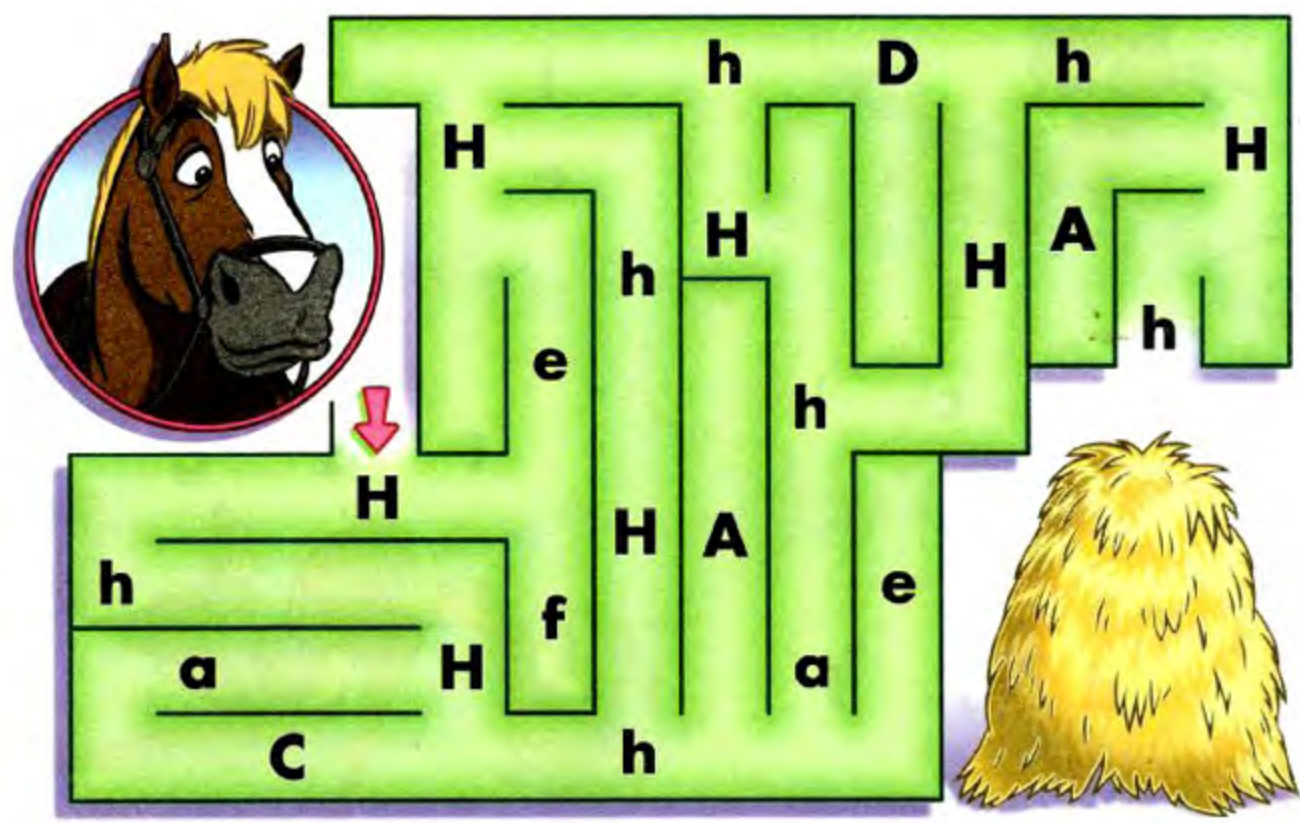
Terk plays gorilla games. In each box, draw a line from the letter next to the gorilla to its partner letter. Then trace and print the letters **G** and **g** on the lines.



Hungry Horse

Name _____

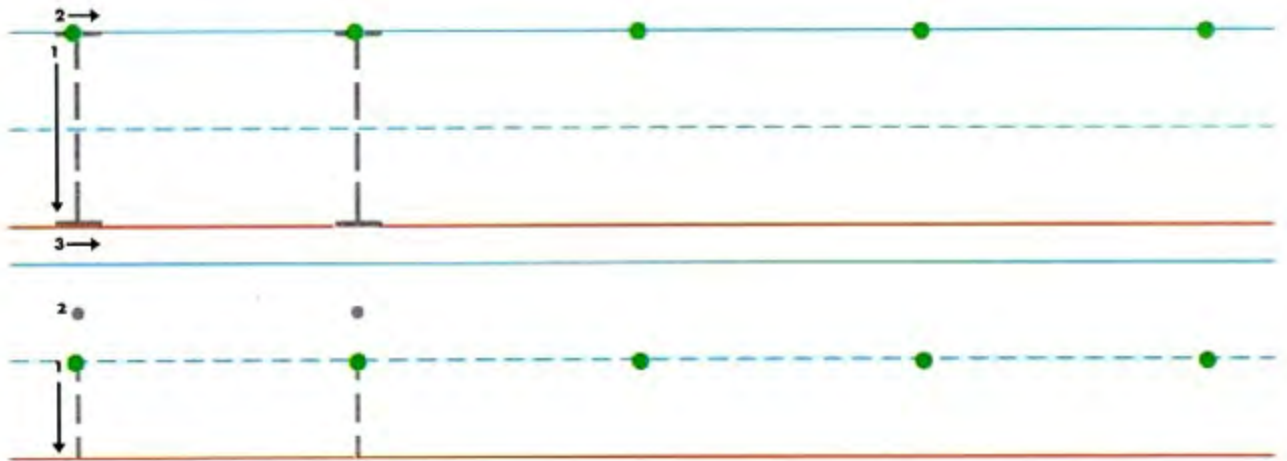
Help Phillipe find his food. Draw a line along the **Hh** path to get the horse to the hay. Then trace and print the letters **H** and **h** on the lines.



It's Icy

Name _____

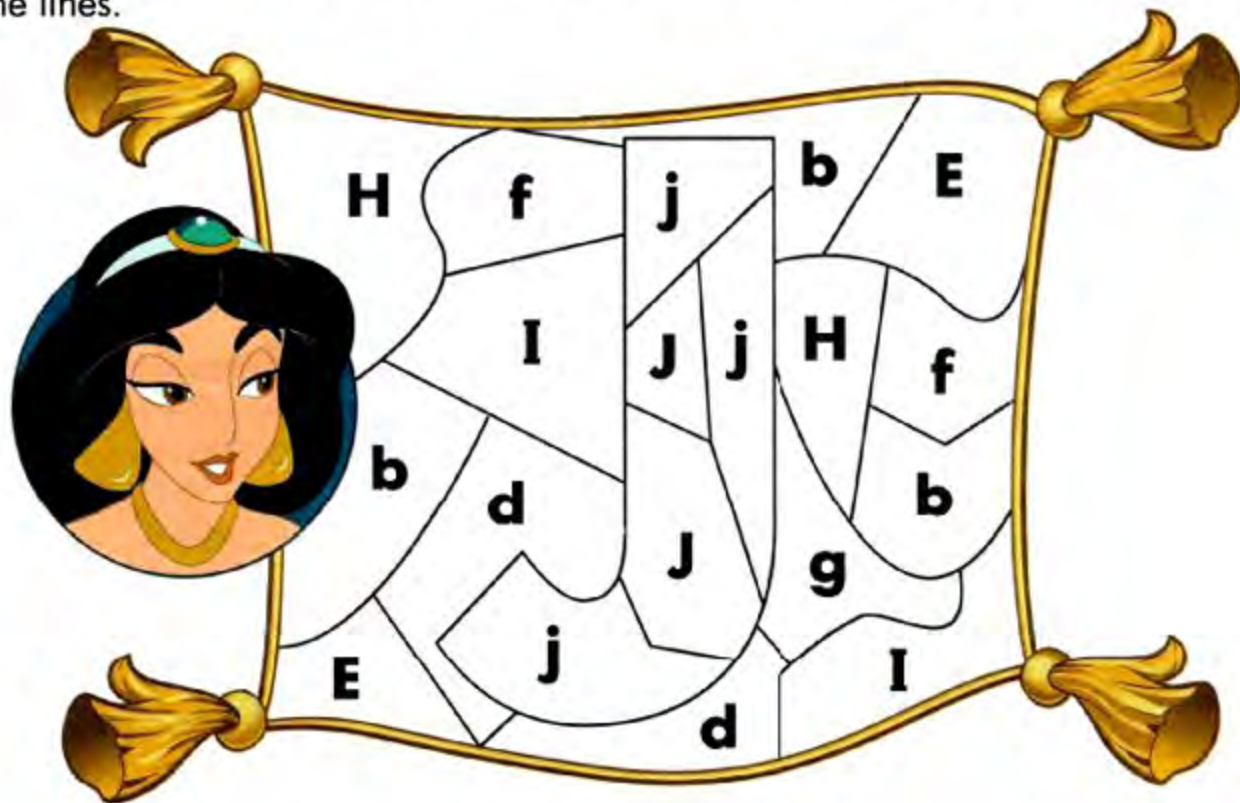
Bambi skates on the ice. Draw lines on the ice to match each capital **I** with a small **i**. Then trace and print the letters **I** and **i** on the lines.



Just Jasmine

Name

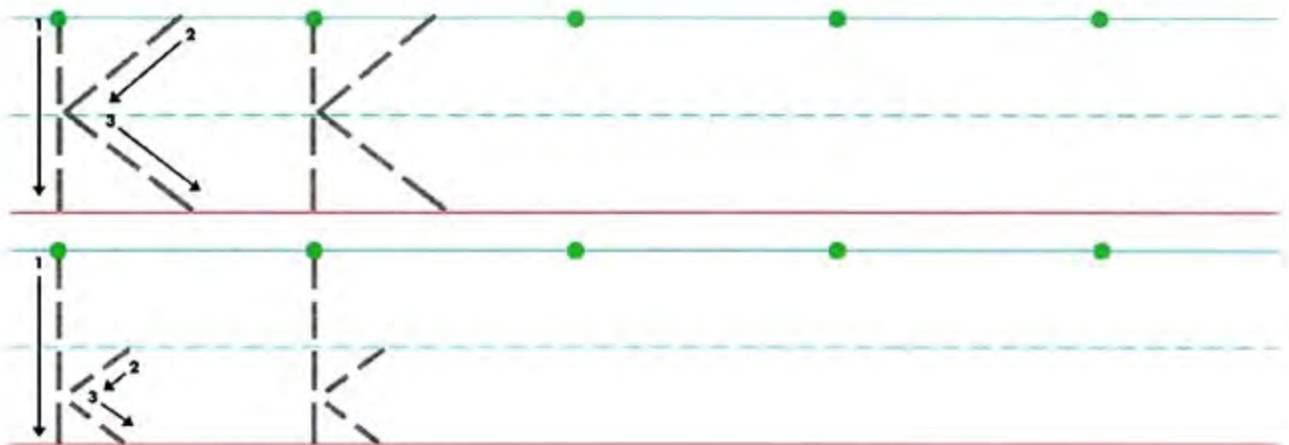

What is Princess Jasmine's favorite letter? Color each space that has a capital **J** or a small **j** on it to find out. Then trace and print the letters **J** and **j** on the lines.



A Lion King

Name _____

Mufasa is the Lion King. He is sitting on a rock. Now, look at the other rocks. Color the two rocks in each group that have the partner letters **K** and **k** on them. Then trace and print the letters **K** and **k** on the lines.



Lovely Leaves

Name _____


Pocahontas loves to run through the leaves. Color each leaf that has an **L** or an **I** on it. Then trace and print the letters **L** and **I** on the lines.



Mini Monkey

Name _____


Abu is a tiny, mini monkey. On each rug, circle the letter that is the same as the letter in the box. Then trace and print the letters **M** and **m** on the lines.



Nibble on Nuts

Name _____

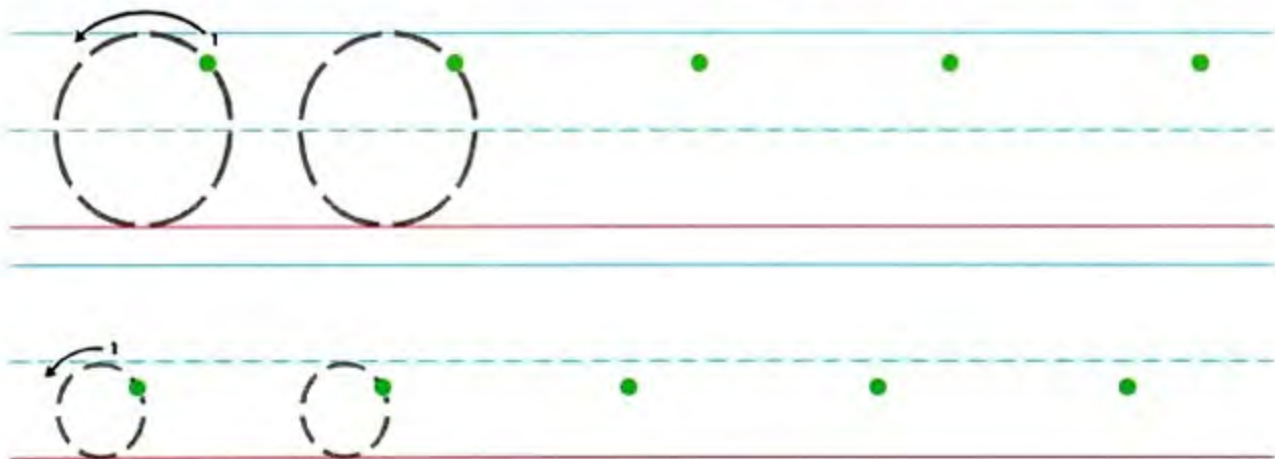
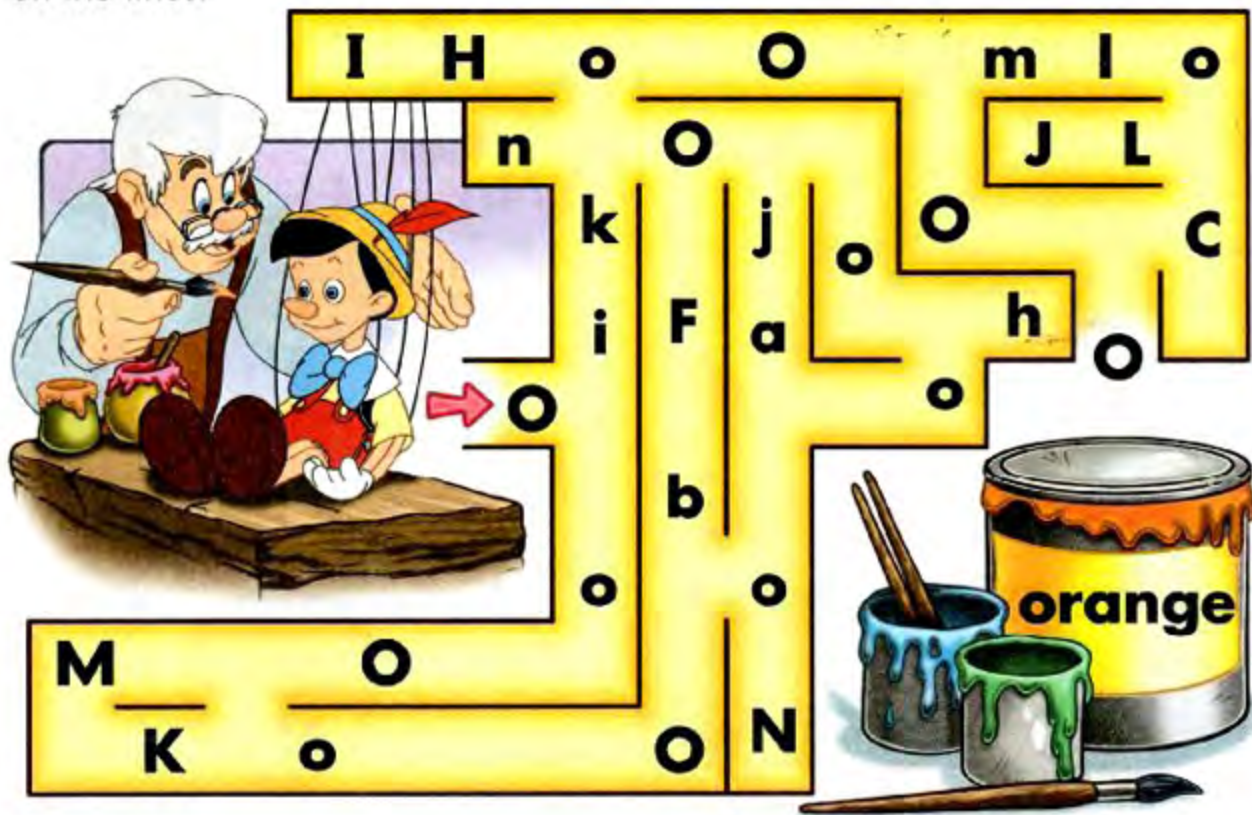
Piglet may want to nibble on the nuts. But Pooh only wants to eat honey. Circle each nut that has capital **N** and small **n** on it. Then trace and print the letters **N** and **n** on the lines.



Open the Orange Paint

Name _____

Geppetto wants to open the orange paint. Draw a line along the **Oo** path to get Geppetto to the orange paint. Then trace and print the letters **O** and **o** on the lines.



Playful Puppies

Name

Pongo and Perdita's puppies like to play. Circle each puppy that has a **P** or a **p** under it. Then trace and print the letters **P** and **p** on the lines.



P



f



p



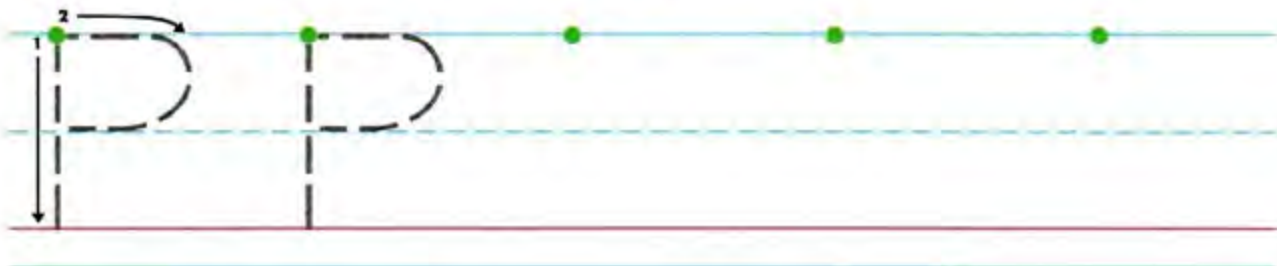
B



P



P



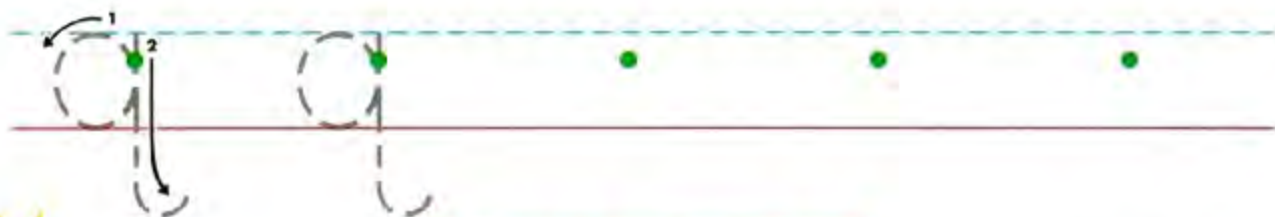
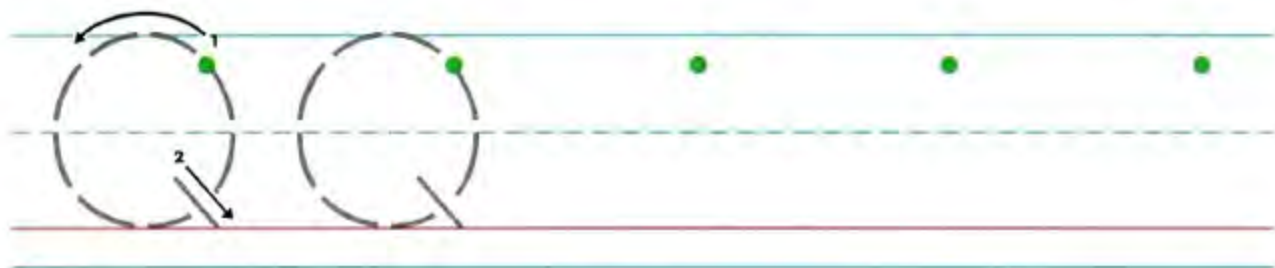

A Question for the Queen

Name _____

Atta asks the Queen a question. Color the question marks that have partner letters. Then trace and print the letters **Q** and **q** on the lines.



What can we do, Mother?





Really Rosy

Name

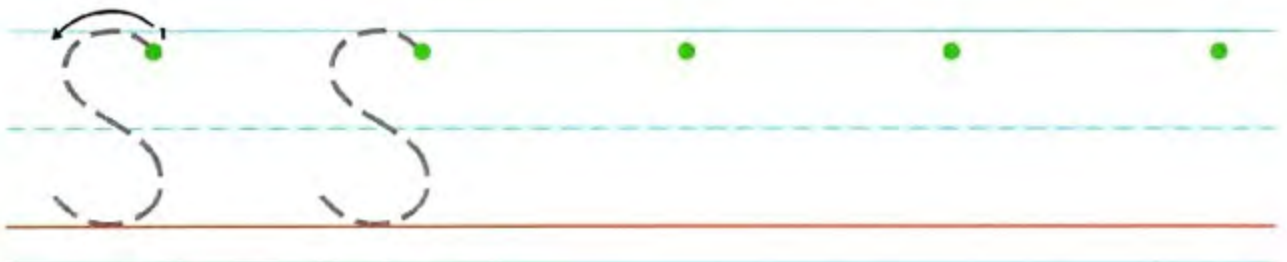
What does Belle see in the jar? Color each space red that has a capital **R** or a small **r** on it. Then trace and print the letters **R** and **r** on the lines.



Sitting by the Sea

Name _____

What does Ariel see by the sea? Circle each picture that has an **S** or an **s** on it. Then trace and print the letters **S** and **s**.



Time for Tea

Name _____

It's Mrs. Potts and Chip's favorite time of day—tea time! Look at the letter **T** or **t** on each teapot. Color the teapot and the teacup that have partner letters. Then trace and print the letters **T** and **t** on the lines.



Up Goes the Umbrella

Name _____



An umbrella keeps Pooh and Piglet dry. Color each part of the umbrella that has a capital **U** or a small **u** on it. Then trace and print the letters **U** and **u** on the lines.



A Very Fine Vine

Name _____

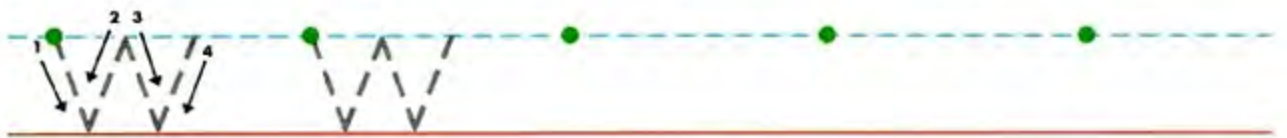

Tarzan swings on a vine. Start at Tarzan's vine and draw vines to each capital **V** and small **v**. Then trace and print the letters **V** and **v** on the lines.



Woody's Window

Name _____

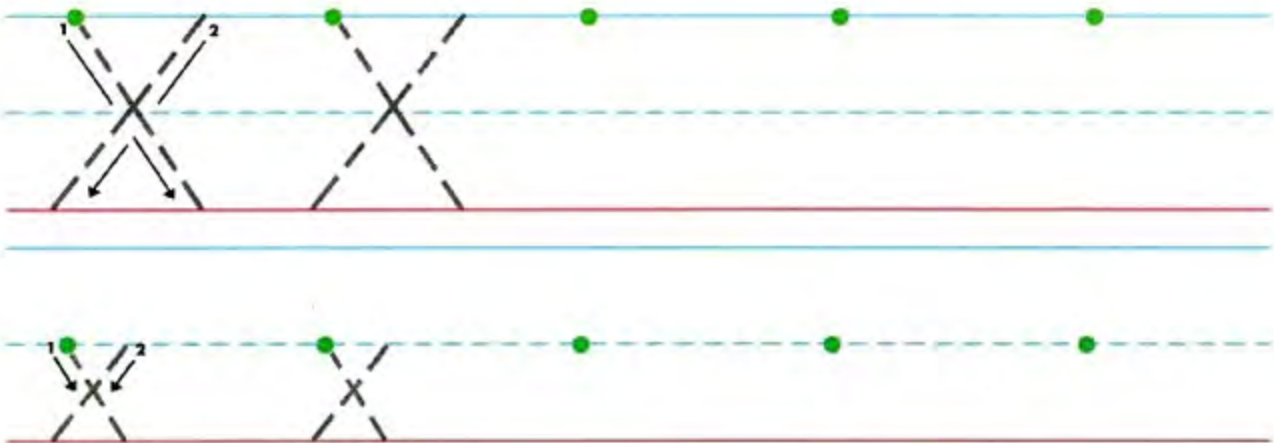

What does Woody see outside the window? Circle each picture that has a **W** or a **w** next to it. Then trace and print the letters **W** and **w** on the lines.



Relax on a Box

Name _____


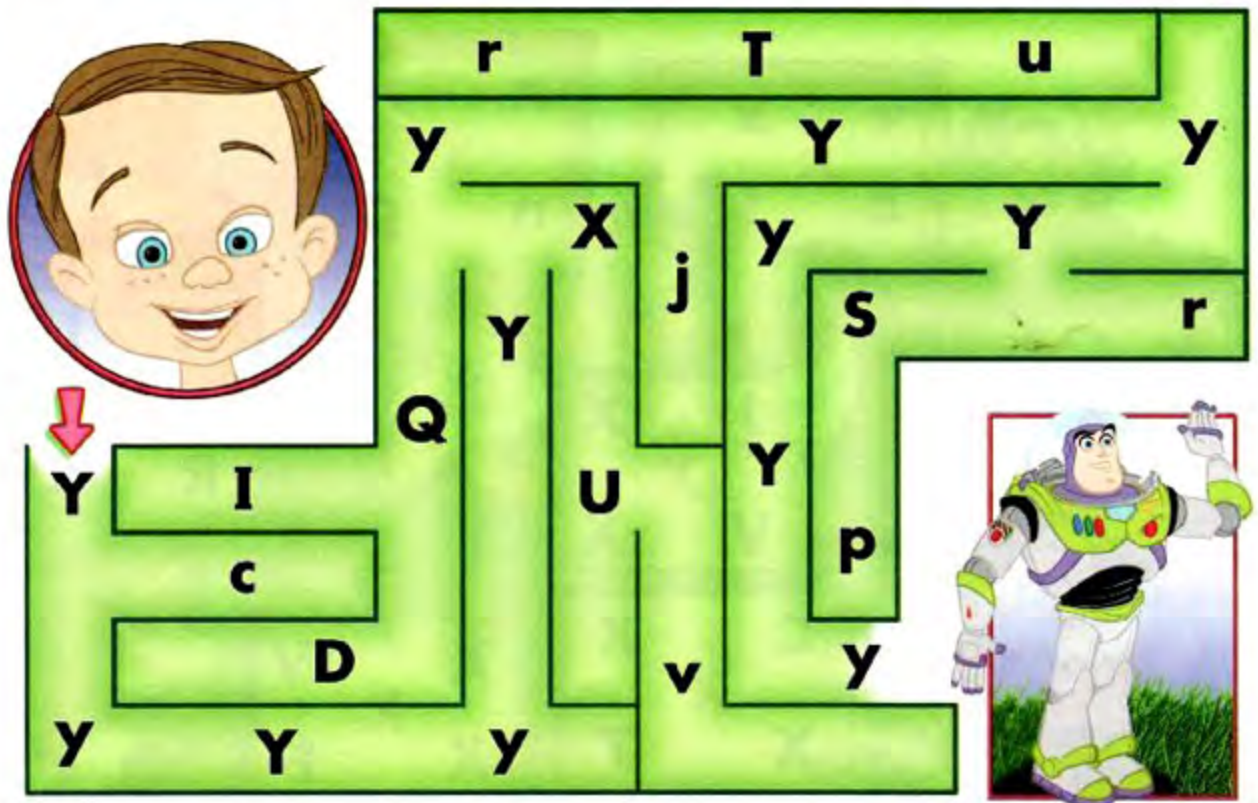
The Seven Dwarfs are home from work. Now, they can relax. On each box, draw lines from the letter in the middle to the same two letters on that box. Then trace and print the letters **X** and **x** on the lines.



Yes! He's in the Yard.

Name _____

Help Andy find Buzz Lightyear. Draw a line along the **Yy** path through Andy's yard. Then trace and print the letters **Y** and **y** on the lines.





Zazu Can Zigzag

Name _____

Zazu can zigzag from tree to tree. Cross out each letter that is not a **Z** or a **z**. Then trace and print the letters **Z** and **z** on the lines.

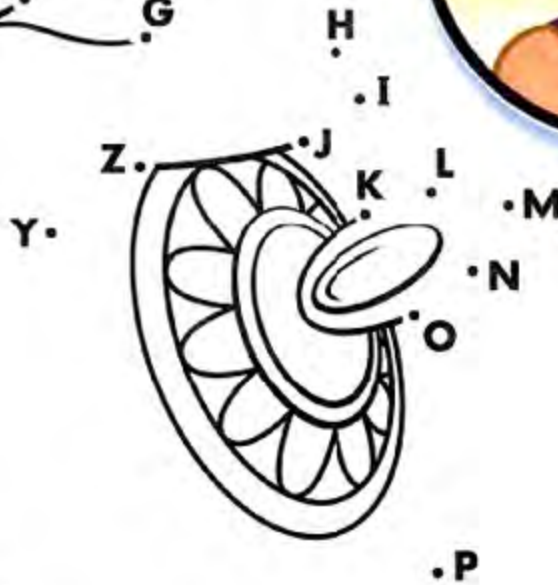



Aladdin's ABCs

Name _____

What is Aladdin holding? Connect the dots from **A** to **Z** to find out. Then color the picture.

C.




V.

.Q



Name _____

Draw the rest of the Genie. Connect the dots from **a** to **z**. Then color the picture.



Good Night ABCs

Name

It's time to say good night to the puppies. Write the missing letters on the puppies' basket.



A B C _____ **E F**

M N O _____

V W _____



G **I** **J** **K**
Q **R** **S** **U**
Y **Z**

Helping Your Child at Home

The Alphabet

Recognizing and printing the letters of the alphabet is important to your child's progress in learning to read and write. Matching the capital and small letters and ordering the letters from **A** to **Z** are other steps on the road to reading success. The activities in this book and those suggested below are ways you can help your child develop these skills at home.

- Sing "The Alphabet Song" together.
- Visit the library and borrow one of the many wonderful alphabet books available.
- Invite your child to form letters using all sorts of materials, such as glitter, glue, clay, craft sticks, pipe cleaners, foil, wallpaper, buttons, felt, foam trays . . . be creative!
- Write partner letters on index cards, one per card. Hide the cards with small letters. Give your child a card with a capital letter and invite him or her to find the matching partner letter card. Then, reverse the game by hiding the capital letter cards.
- Repeat the following rhyme and ask your child to print a letter of the alphabet:

Print capital A.

Do you know how?

Print it now. (Pause for your child to write the letter.)


Wow! Wow! Wow! (Say this line together after your child has finished printing the letter.)

- Draw a hopscotch grid in soft dirt or with chalk on the sidewalk. In each section, write a letter of the alphabet. With your child, take turns tossing a stone, hopping to the letter, and saying its name. Then, pick up the stone and hop back.
- Look for capital and small letters wherever you go with your child—to the grocery store, restaurant, post office, etc.
- Encourage your child to examine old newspapers and greeting cards, used magazines, and junk mail for a particular letter and use a marker to highlight it.
- Write the letters of the alphabet on tiny self-stick notes and have your child put the letters in the correct order.



Bendon Publishing presents two Disney workbook series designed with your child in mind!

I Can Learn with Pooh™ and Adventures In Learning offer a unique educational approach to teaching essential skills to your child. The full-color workbooks use a delightful Disney or Disney•Pixar character on every page to motivate young children and create exciting lessons!



Adventures In Learning includes:

- reading and math skills for primary-grade children
- a delightful Disney or Disney•Pixar character on every page
- parent resources

I Can Learn with Pooh™ includes:

- reading, mathematics, language, writing, and fine motor skills
- an original Winnie the Pooh story
- a parent resource guide
- reward stickers



Bendon Publishing International
Ashland, Ohio.
© 2004 Disney Enterprises, Inc.
© 2004 Disney Enterprises, Inc./Pixar Animation Studios



PRINTED
IN U.S.A.

ISBN 1-59394-542-6



8 05219 01494 3