

**Формирование учебной
самостоятельности
школьников
в процессе обучения
английскому языку**



Самостоятельная работа учащихся по иностранному языку – это вид учебной деятельности, при котором учащиеся самостоятельно под руководством учителя выполняют различные задания, проявляя навыки самоконтроля.



Самостоятельная работа имеет внешние признаки:

- ✓ формулировка задания*
- ✓ возможные источники информации*
- ✓ навыки и приемы учебной работы*

внутренние признаки:

- ✓ ранее накопленные опыт и знания*
- ✓ мотивы выполнения работы*
- ✓ навыки мыслительной деятельности*



Виды самостоятельной работы по организационному признаку:

- ✓ фронтальная
- ✓ групповая
- ✓ парная
- ✓ индивидуальная



there

a lamp

above

the picture

is

under

there

stools

are

the table

the stairs

near

a rug

is

there



there

is

a lamp

above

the picture

there

are

stools

under

the table

there



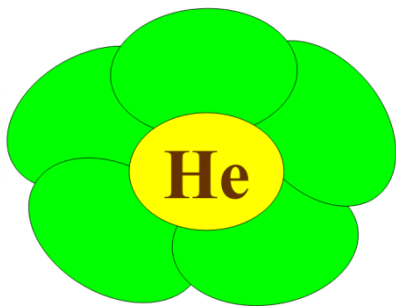
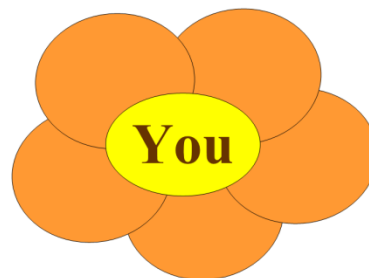

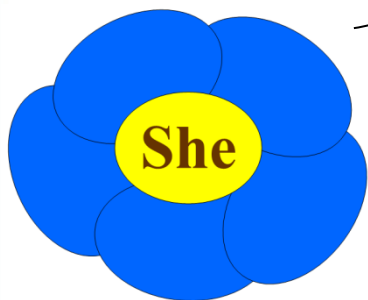
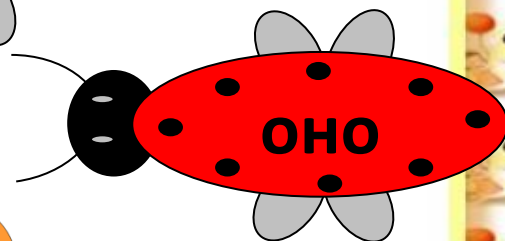

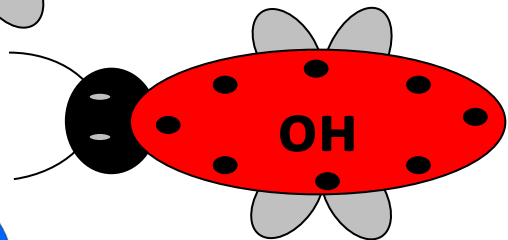
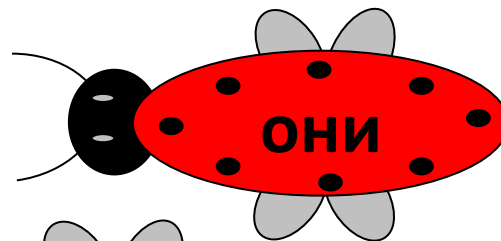

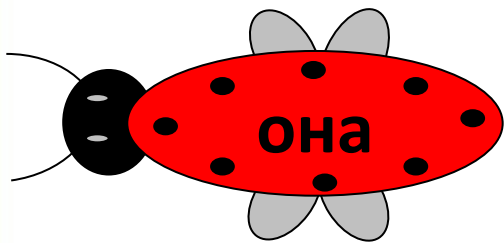
is

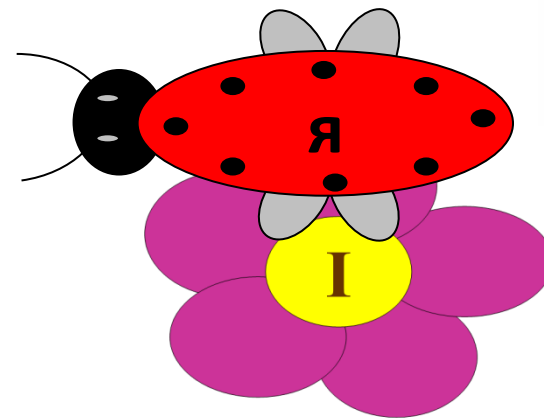
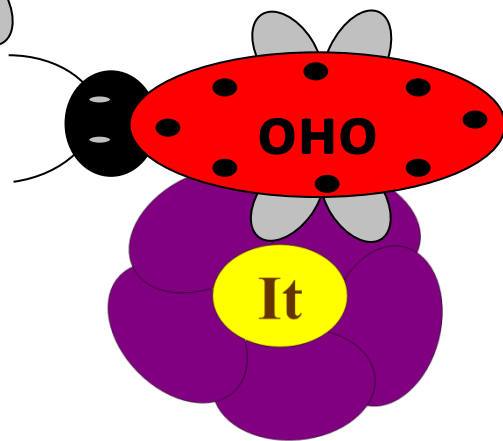
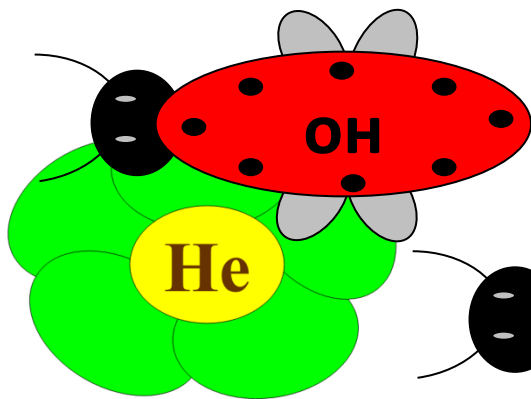
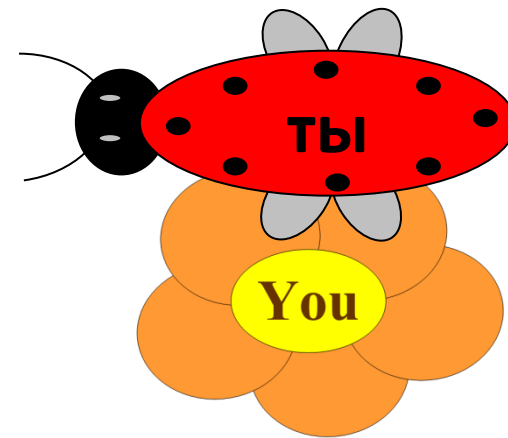
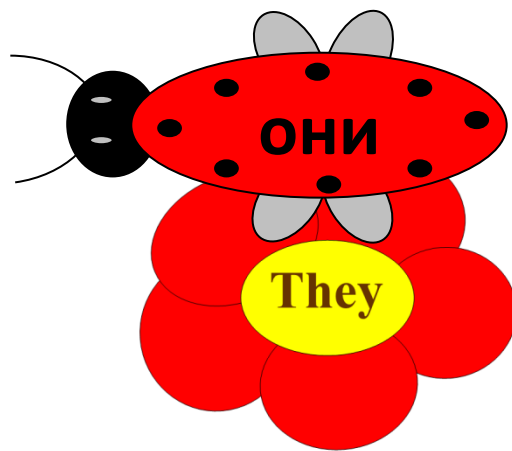
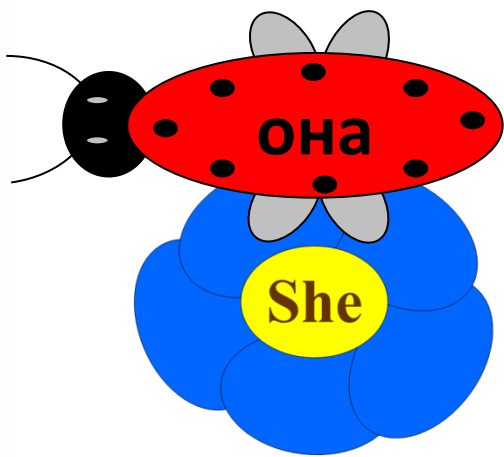
a rug

near

the stairs







Буквы перепутались. Используй подсказку в скобках

ACHIR (You sit on it)

CEHIKNT (A room where you cook dinner)

APLM (It is necessary when it is dark)

EFIR (You make it when you are in camp)

ADEGNR (A place where flowers and vegetables grow)

ABELT (You eat at it)



LAMP

CHAIR

KITCHEN

GARDEN


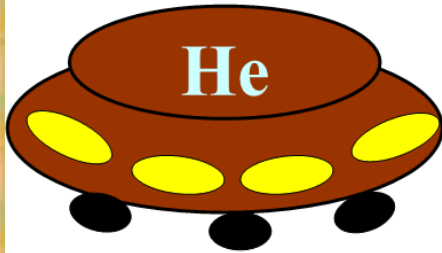


FIRE


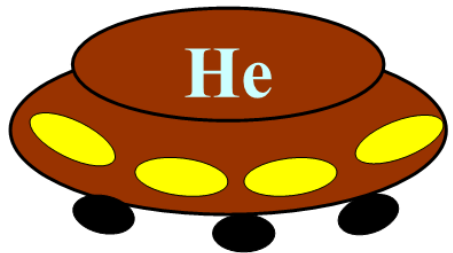



TABLE



Hello	→	Доброе утро
Hi	→	Здравствуйте
Good morning	→	Привет
Good afternoon	→	До свидания
Good evening	→	Добрый день
Good bye	→	Пока
Bye	→	Добрый вечер
Goodnight	→	Спокойной ночи









Подготовься к празднику английского алфавита. Попробуй вместе с одноклассниками написать книгу “The ABC”. Как это сделать, ты прочитаешь в рабочей тетради на странице 28.



7



Tomas



3445



3145



431



3423



64325



146



6321654



125678



356




123387


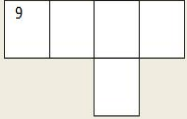


634119





FRUITS



VEGETABLES



B A N A N A

P M G
P C P E A R
L E M O N L A
E C O P
O R A N G E
N S
P L U M
T

P
C U C U M B E R
A A A
R B P
R B P
T O M A T O G U M
T G T A R K
E T A R K
O N I O N
C



Please

Put it on the Shelf



black



blue



brown



green



yellow



orange



purple



white



red



English

1,3,2,4



”



T=B



3. Прочитай отрывок из письма Ани её английскому другу Джону. Как ты думаешь, о каком животном она пишет. Назови его.

I have got a friend. It is red, blue and green. It is brave. It is not angry. It is nice. It can fly well. It likes to fly to the zoo. It can't run and swim. Its name is Polly. It is five. It lives with me, my mum and dad. It likes my home. We like Polly too.



Формы тестовых заданий:

- ✓ открытая (свободный ответ)
- ✓ закрытая (один из множества, несколько из множества)
- ✓ установление соответствия
- ✓ установление правильной последовательности.



Закрытая форма

2. Какое предложение соответствует картинке?
Выбери и прочитай правильный ответ.



- a) Frogs like clocks.
- b) The fox likes the clock.
- c) Foxes like cats.



- a) I can see a nice crocodile.
- b) I can see nine crocodiles.
- c) I can see five crocodiles.



- a) I see a pig with a stick.
- b) I see a frog with a pen.
- c) I see a pig with a frog.



Установление соответствия

- 1) Can crocodiles fly?
- 2) Have crocodiles got long noses?
- 3) Are crocodiles red?
- 4) Can I take a crocodile home?
- 5) Can crocodiles swim?



- a) Yes, they have.
- b) No, they are not.
- c) Yes, they can.
- d) No, you can't.
- e) No, they can't.



Установление правильной последовательности

THE KEYS

Last summer we went to visit our granny. She's got a little house in the country. It is very comfortable. There's a living room, two bedrooms, a kitchen, a bathroom, a hall and a toilet in it. There are many different flowers in front of the house and behind it. There are a lot of fruit trees too. We don't visit our granny but we don't often go there, as we are busy.

That summer day our granny was out but we had the car with us. I wanted to have a nice day in the country. We took our little brother John and I (my name is Judy, by the way), to the country by car. When we came and got out of the car, John shouted, "I want to watch TV."

Arrange the sentences in a logical order and use them as a plan to retell the text.

1. The dog closed the front door.
2. Judy's granny lives in a house in the country.
3. John couldn't open the door.
4. Judy and John went to the country on a summer day.
5. John gave the house keys through the letterbox.
6. Judy and John don't often visit their granny.
7. Judy's brother gave his sister the car keys.
8. John locked the door again.



клоуз-процедура



Dear¹ Jean,

*My name ... Kate Brown, I'm I'm ... America. I've ...
a sister. Her ... is Pam. ... is five. I've got a ..., too. ... name
... Bob. He ... eight. We've got ... toys. We like to ... with them.*



***Учебная самостоятельность,
инициативность, поисковая активность
– ключевые черты портрета идеального
выпускника современной школы***

